

**MY MO-  
DERN  
STYLE**



**GAMMA**

MADE IN ITALY





**MY MO-**  
**DERN**  
**STYLE**

  
**GAMMA**  
MADE IN ITALY

TAY-  
LORED  
FOR  
YOU

RICERCA E INNOVAZIONE,  
SENZA MAI DIMENTICARE  
I VALORI DELLA TRADIZIONE.  
VISIONE LIMPIDA DEL  
PRESENTE E SGUARDO  
RIVOLTO AL FUTURO.  
COSÌ GAMMA CONCRETIZZA  
OGNI GIORNO IL SUO AMORE  
PER IL DESIGN, UNA SPICCATO  
PERSONALITÀ ED UNA  
ELEGANZA INTRINSECA  
DI OGNI SINGOLO ELEMENTO,  
DOVE LA REALIZZAZIONE  
MANUALE UNITA AL DESIGN  
ESALTA L'ARTIGIANALITÀ NELLE  
FORME CONTEMPORANEE  
E NELLE LINEE PIÙ MODERNE.

BENVENUTI IN GAMMA.

  
**GAMMA**  
MADE IN ITALY

RESEARCH AND INNOVATION,  
WITHOUT EVER FORGETTING  
TRADITIONAL VALUES. A CLEAR  
VISION OF THE PRESENT  
AND AN EYE ON THE FUTURE.  
GAMMA GIVES EVERY DAY  
CONCRETE FORM TO ITS  
PASSION FOR DESIGN,  
A DISTINCT STYLE AND  
AN INTRINSIC ELEGANCE  
OF EACH ELEMENT, WHERE  
HANDCRAFTED WORKMANSHIP  
MEETS DESIGN, HIGHLIGHTING  
THE CRAFTSMANSHIP  
IN CONTEMPORARY FORMS  
AND MOST UPDATED LINES.

WELCOME TO GAMMA.



# MY MO- DERN STYLE

WE CAN DEFINE  
MODERN ART A MASTERPIECE  
THAT GOES THROUGH AGES  
AND ALWAYS REFLECTS OUR  
VISION OF THE FUTURE.



## INDEX

<u>VICTOR</u>	<u>06</u>
<u>SUNSET</u>	<u>14</u>
<u>SACAI</u>	<u>24</u>
<u>MOOD</u>	<u>32</u>
<u>ASTON</u>	<u>40</u>
<u>SOHO</u>	<u>46</u>
<u>ALFRED</u>	<u>52</u>
<u>SOUND</u>	<u>58</u>
<u>RICHMOND</u>	<u>64</u>
<u>BOND</u>	<u>68</u>
<u>SOLEADO</u>	<u>74</u>
<u>SWING</u>	<u>82</u>
<u>BELLEVUE</u>	<u>88</u>
<u>MOKAMBO</u>	<u>94</u>
<u>LAGUNA</u>	<u>100</u>
<u>WAVE</u>	<u>106</u>
<u>OCCASIONAL CHAIRS</u>	<u>110</u>
<u>COFFEE TABLES</u>	<u>124</u>
<u>TECHNICAL SHEETS</u>	<u>130</u>


  
**GAMMA**  
MADE IN ITALY

# VICTOR

ART IS NOT TO  
BE LOOKED AT. ART  
IS LOOKING AT US.

JOSEF ALBERS






VICTOR. ELEGANT DESIGN THAT  
TURNS SIMPLE LINES INTO AUTHENTIC  
TIMELESS CLASS FORMS.






VICTOR IS AN INVITATION TO RELAX,  
THANKS TO THOSE SOFT LINES, FLARED  
ARMS AND NATURAL MATERIALS  
CRAFTED WITH TAILORING ABILITY.







VICTOR IS A COMBINATION OF  
ELEGANT AND VERSATILE SEATS THAT  
UPSETS THE TRADITIONAL CONCEPTION  
OF GEOMETRY AND SPACE.



# SUNSET

ART IS NOT A  
MIRROR TO REFLECT  
THE WORLD BUT  
A HAMMER WITH  
WHICH TO SHAPE IT.

VLADIMIR MAJAKOVSKIJ





SUNSET IS UNIQUE AND FLASHY IN ITS WIDE FORMS, AS COMFORTABLE AS A DESERT ISLAND WHERE TO FIND PEACE AND SILENCE.





SUNSET GIVES UNIQUE EMOTIONS IN ALL ITS VERSIONS, EVEN WHEN BECOMES STANDARD AND BASIC TO BETTER EMBRACE YOU IN ITS COMFORT.





SUNSET IS A REFINED DESIGN VOTED TO  
TECHNICAL SOLUTIONS DEDICATED TO SPACE  
AND COMFORT, LIKE THE WIDE MOVEMENT  
OF THE BACK CUSHIONS.





SUNSET. JUST LIKE A CHAMELEON,  
TRANSFORM ITSELF TO SUIT EVERY  
CONTEMPORARY STYLE.



# SACAI

THE THREE CRITERIA  
OF A WORK OF ART:  
HARMONY, INTENSITY,  
CONTINUITY.

ARTHUR SCHNITZLER





SACAI IS FUNCTIONAL AND CREATES FIRM  
AND RATIONAL VOLUMES, WIDE AREAS WHERE  
THE REFINED MATERIAL IS MUCH APPRECIATED  
WHEN IT EMBRACES YOU IN ITS SOFT COMFORT.







SACAI REPRESENTS OUR RESEARCH  
IN DETAILS, WITH THE UP AND DOWN  
MECHANISM ON THE BACK CUSHIONS AND  
WITH THE OPTIONAL CUP HOLDERS.





SACAI. WITH THE SOFT AND COMFORTABLE  
LINES, REVEALS THE NEW IDEA OF  
MODULARITY AND FUNCTIONALITY THAT  
YOU WERE LOOKING FOR.



# MOOD

ART ENABLES US  
TO FIND OURSELVES  
AND LOOSE OURSELVES  
AT THE SAME TIME.

THOMAS MERTON





MOOD, STRONG LINES AND ELEGANT  
DETAILS, WITHOUT FORGETTING THE  
CONCEPTS OF SOFTNESS AND COMFORT.





MOOD REVEALS YOUR PERSONALITY,  
YOUR PRIVATE MOMENTS, YOUR PASSIONS,  
IT FOLLOWS YOUR SPIRIT AND YOUR  
DESIRE TO BE SATISFIED.





MOOD CAN BE LIGHT AND DISCRETE. IT FILLS  
YOUR SPACE AND WITH ITS OUTSTANDING  
LINES REPRESENTS YOUR RESEARCH FOR  
ORIGINALITY AND PERSONALITY.



# ASTON


ART DOES NOT  
REPRODUCE  
THE VISIBLE; RATHER,  
IT MAKES VISIBLE.

PAUL KLEE





ASTON, THE TUFTED WORK IN A  
CONTEMPORARY VERSION THAT IS  
NOT AFFECTED BY THE TIME.







ASTON IS THE UNIQUE COMBINATION  
OF DESIGN TRADITION, MODERN  
TECHNOLOGY AND CRAFT ABILITY.



# SOHO

ART IS NOT  
WHAT YOU SEE  
BUT YOU MAKE  
OTHERS SEE.

EDGAR DEGAS





SOHO IS THE EPICENTER OF ALL THE DAILY  
MOMENTS. SO INFORMAL AND UNINHIBITED,  
EMBRACES EVERY REQUEST FOR RELAX.





SOHO. WITH A SIMPLE ACTION, TRANSFORMS  
THE DEPTH OF THE SEATS. THE SOFT CUSHIONS  
EMBRACE YOU IN ALL THEIR GENEROSITY.



# ALFRED

ART IS THAT IN  
WHICH THE HAND,  
THE HEAD,  
THE HEART OF MAN  
GO TOGETHER.

(JOHN RUSKIN)





ALFRED RETAINS A  
"COMFORTABLE" CHARACTER  
THAT MAKES YOU FEEL GOOD.





ALFRED IS AN ICON OF MALE  
ELEGANCE. IT'S THE PERFECT FUSION  
BETWEEN FORM AND FUNCTIONALITY.



# SOUND

A COLOR GETS  
LIFE ONLY WHEN  
IT MEETS  
ANOTHER ONE.

JOSEF ALBERS







SOUND IS AN EMBRACING EXPERIENCE. IT  
FILLS SPACES, EVEN THE WIDER ONES, WITH  
ITS GENEROUS AND INTENSE FORMS.





SOUND IS ENCHANTING. FASHINATING.  
IT EMBRACES AND RELAXES WITH ITS  
COMFORT, IN ALL ITS PERFORMANCES.

# RICHMOND

ART IS ONE OF  
THOSE FEW PLACES  
WHERE YOU CAN  
STILL FIND THE TRUTH.

WOLF VOSTELL





RICHMOND, WITH ITS OWN VERSATILITY,  
IS PERFECT FOR BASIC AND MORE  
DECORATED SPACES, LIKE A TRAVELLER  
WITH HIS FASCINATING STORIES.



# BOND

EVERY GREAT WORK  
OF ART HAS TWO FACES  
ONE TOWARD ITS OWN TIME  
AND ONE TOWARD THE  
FUTURE, TOWARD ETERNITY.

DANIEL BARENBOIM





BOND IS DYNAMISM, EXCLUSIVITY,  
EMOTION. BOND IS SURPRISING. SQUARED  
VOLUMES AND BALANCED PROPORTIONS.





BOND IS THE IDEAL POINT OF VIEW  
TO EVALUATE THE LATEST WORKS OF ART  
OF THE MAIN CONTEMPORARY ARTISTS.



# SOLEADO

THE WORLD AROUND US  
HAS NOT BEEN CREATED  
ONCE AND FOR ALL,  
BUT IS CREATED EVERY TIME  
A NEW ARTIST APPEARS.

MARCEL PROUST







SOLEADO IS THE TOTAL FREEDOM OF  
CHOICE. FOLLOW THE TREND OR DECIDE TO  
CHANGE DIRECTION, WITHOUT LIMITS.






SOLEADO GIVES THE IDEA OF FREEDOM,  
THE OPTION TO CHOOSE OUR OWN SPACE,  
TO LIVE IT IN AN INFORMAL WAY.



SOLEADO IS WHERE STYLE AND DYNAMISM  
ARE GATHERING TOGETHER, AND IT SHAPES  
ARE DESIGNING A MODERN SPACE.



# SWING

YOU USE A GLASS  
MIRROR TO SEE  
YOUR FACE YOU USE  
WORKS OF ART  
TO SEE YOUR SOUL.

GEORGE BERNARD SHAW





SWING, SIMPLE CONCEPTS AND MOVEMENTS,  
NATURAL LIKE THE LINES AND THE VOLUMES OF  
ITS DESIGN AND THE COLORS OF THE LEATHERS.





SWING COMES ALIVE FROM A SOFT  
AND NATURAL CURVE, DESIGNED TO EMBRACE  
YOU IN GREAT RELAXING MOMENTS.



# BELLEVUE


MODERN ART IS  
INTENDED TO BE MODERN  
BECAUSE THERE  
IS NO POSSIBILITY  
TO BECOME OLD.

NIKITA CHRUŠČEV





BELLEVUE EMBRACES YOU IN ITS DREAM,  
LEADS YOU TO ELEGANT PLACES WHERE IT  
TAKES A SIMPLE DETAILS TO SHINE.





BELLEVUE TURNS CLASSIC FORMS  
INTO MODERN SPACES WITH JUST  
A SIMPLE AND ELEGANT GESTURE.



# MOKAMBO

I DREAM  
OF PAINTING  
AND THEN  
I PAINT MY DREAM.

VINCENT VAN GOGH





MOKAMBO, NO MATTER HOW IT IS SET UP, PERFECTLY FITS IN YOUR SPACE DESPITE ITS GENEROUS DIMENSIONS.





PAGE 98

MOKAMBO, SIMPLE MIDLEADING LINES,  
THAT ALWAYS END ASTONISHING  
AND LEADING US TO A UNIQUE COMFORT.



# LAGUNA

ART TEACHES  
NOTHING  
EXCEPT THE  
MEANING OF LIFE.

HENRY MILLER





LAGUNA, KEEPING THE STYLE  
INTACT IN TIME, BUT KEEPING UP  
WITH THE CONTEMPORARY WORLD.





LAGUNA IS CREATIVE COURAGE: A SHINING  
PATH THAT SUPPORTS THE WIDE SEAT,  
FRAMING IT LIKE A PRECIOUS PAINTING.



# WAVE

ART IS THE  
ELIMINATION OF  
THE UNNECESSARY.


PABLO PICASSO








WAVE, FLOWING AND EMBRACING  
LIKE WATER, UNPREDICTABLE IN ITS  
CHANGES OF PERSPECTIVE, LIKE A  
PATH TAKING US TOWARD THE FUTURE.



# MY MO- DERN STYLE

I OFTEN ENJOY AN HOUR  
OF FREDOOM,  
I COMFORTABLY TASTE IT,  
SITTING IN FRONT OF  
MY CORNER OF PARADISE.



## INDEX

CARRIE	112
KATE	113
CLUB	114
OYSTER	116
PRETTY	118
SHARON	119
TULIP	120
GISELLE	121
GINGER	122
NINA	123
T59-T60-T61	124
T49-T50-T51	125
T62-T63	126
T57-T58	127
T66-T67-T68-T83	128
T63-T69-T70	129

  
**GAMMA**  
MADE IN ITALY

**CARRIE**



**KATE**



**CLUB**



**OYSTER**



**OYSTER**



**PRETTY**



**SHARON**



# TULIP



# GISELLE



# GINGER



# NINA





T59

T60

T61

T49

T50

T51



**T62**

**T63**



**T57**

**T58**



T67

T68

T83

T66



T73

T69

T70



**DESIGNED  
FOR  
YOU**

**SCHEDE TECNICHE**

LA FUNZIONE DI UN PRODOTTO GAMMA È IMPORTANTE COME LA BELLEZZA, COME LA QUALITÀ DEI MATERIALI. TUTTI I MODELLI DANNO ECCELLENTI RISPOSTE AI TEMI DELLA COMPONIBILITÀ GRAZIE AD AMPIE MODULARITÀ, COMPOSIZIONI CON CHAISE LONGUE, ANGOLARI, DAYBED, MECCANISMI DI FACILE UTILIZZO PER VARIARE PROFONDITÀ DI SEDUTE E ALTEZZE DI SCHIENALI, POTENDO REALIZZARE, QUINDI, UN VENTAGLIO INFINITO DI CONFIGURAZIONI. CON I MODELLI DELLA COLLEZIONE GAMMA È POSSIBILE COSTRUIRE UNO SPAZIO CHE SOMIGLIA SOLO A SE STESSI E A NESSUN ALTRO.

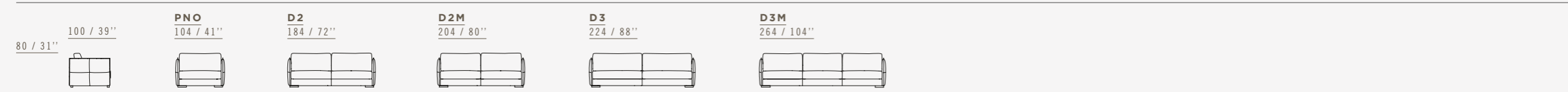
  
**GAMMA**  
MADE IN ITALY

**TECHNICAL SHEETS**

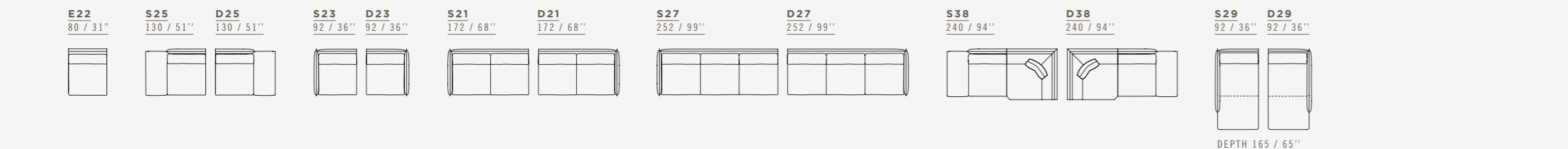
THE PURPOSE OF A GAMMA PRODUCT IS AS IMPORTANT AS THE BEAUTY AND QUALITY OF THE MATERIALS USED. ALL MODELS RESPOND IN AN EXCELLENT MANNER TO THE ISSUES OF MODULARITY THANKS TO EXTENSIVE MODULARITY, COMPOSITIONS WITH A CHAISE LONGUE, CORNER MODULES, DAYBEDS, EASY TO USE MECHANISMS FOR VARYING THE DEPTHS AND HEIGHTS OF BACK SEATS, BEING ABLE TO CREATE, THEREFORE, AN INFINITE VARIETY OF CONFIGURATIONS. WITH THE MODELS FROM GAMMA'S COLLECTION, IT'S POSSIBLE TO CREATE A BESPOKE AND UNIQUE LIVING SPACE LIKE NO OTHER.

**ALFRED** TECHNICAL SHEETS

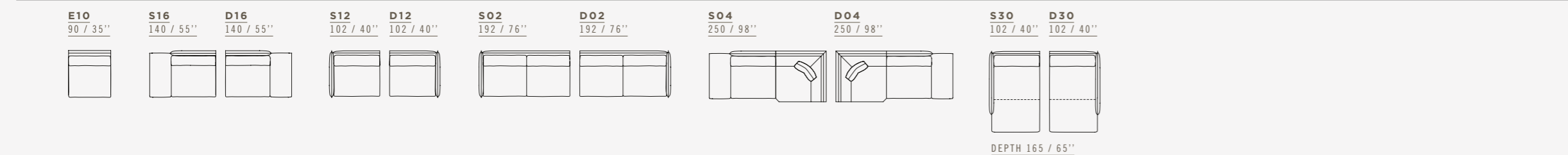
DIMENSIONS: THE FIRST FIGURE SHOWS SIZES IN CENTIMETERS, THE SECOND IN INCHES.  
EACH PIECE IS MADE BY HAND AND HAS ITS OWN UNIQUENESS. MEASURES MAY VARY WITH A TOLLERANCE UP TO 3%.  
MIXING ABOVE GROUPS (X - Y - J) WILL CREATE SECTIONALS WITH DIFFERENT SEAT WIDTHS.  
CORNER PIECE E01 IS AN ODD PIECE AND CAN BE USED WITH ALL ABOVE GROUPS X - Y - J.  
SEAT DEPTH 56 CM - 22". SEAT HEIGHT 43 CM - 17".



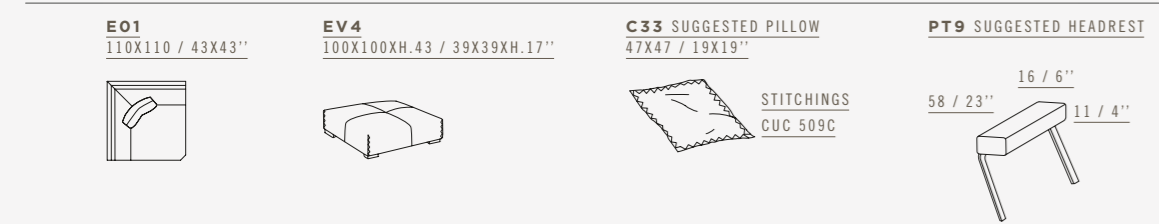
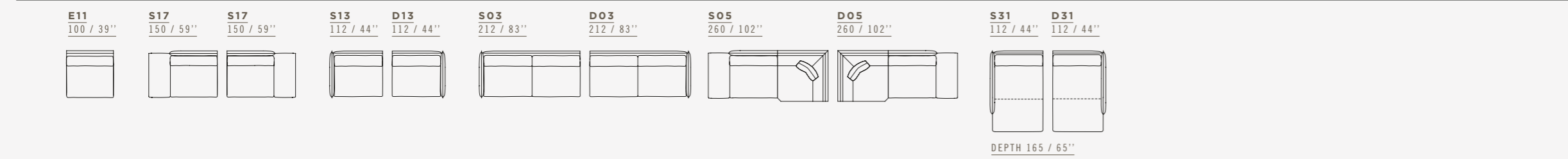
**X** ALL ITEMS IN GROUP X HAVE THE SAME SEAT WIDTH / TUTTI GLI ELEMENTI DEL GRUPPO X HANNO LO STESSO MODULO DI SEDUTA



**Y** ALL ITEMS IN GROUP Y HAVE THE SAME SEAT WIDTH / TUTTI GLI ELEMENTI DEL GRUPPO Y HANNO LO STESSO MODULO DI SEDUTA




**J** ALL ITEMS IN GROUP J HAVE THE SAME SEAT WIDTH / TUTTI GLI ELEMENTI DEL GRUPPO J HANNO LO STESSO MODULO DI SEDUTA

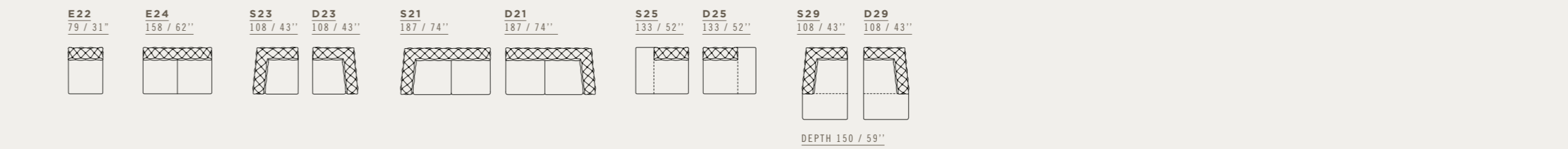


**ASTON** TECHNICAL SHEETS


DIMENSIONS: THE FIRST FIGURE SHOWS SIZES IN CENTIMETERS, THE SECOND IN INCHES.  
EACH PIECE IS MADE BY HAND AND HAS ITS OWN UNIQUENESS. MEASURES MAY VARY WITH A TOLLERANCE UP TO 3%.  
MIXING ABOVE GROUPS (X - Y - J) WILL CREATE SECTIONALS WITH DIFFERENT SEAT WIDTHS.  
CORNER PIECES E01, S20 AND S20/D20 ARE ODD PIECES AND CAN BE USED WITH ALL ABOVE GROUPS X - Y - J.  
SEAT DEPTH 68 CM - 27". SEAT HEIGHT 42 CM - 17".



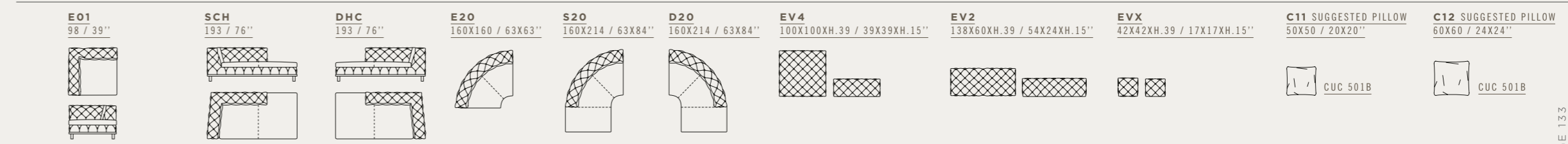
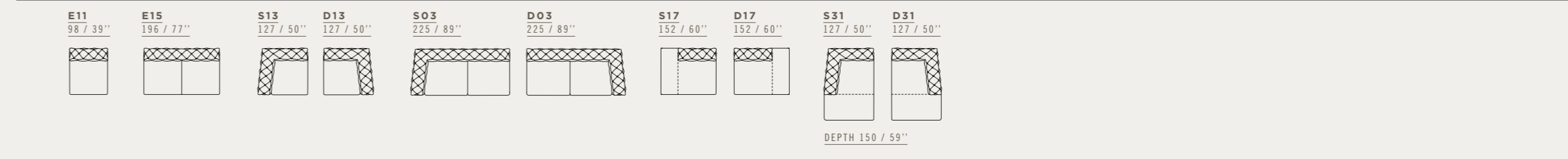
**X** ALL ITEMS IN GROUP X HAVE THE SAME SEAT WIDTH / TUTTI GLI ELEMENTI DEL GRUPPO X HANNO LO STESSO MODULO DI SEDUTA



**Y** ALL ITEMS IN GROUP Y HAVE THE SAME SEAT WIDTH / TUTTI GLI ELEMENTI DEL GRUPPO Y HANNO LO STESSO MODULO DI SEDUTA

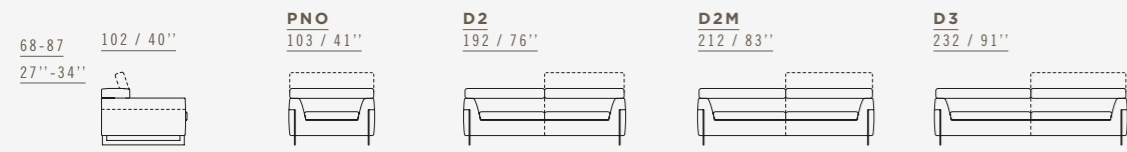


**J** ALL ITEMS IN GROUP J HAVE THE SAME SEAT WIDTH / TUTTI GLI ELEMENTI DEL GRUPPO J HANNO LO STESSO MODULO DI SEDUTA

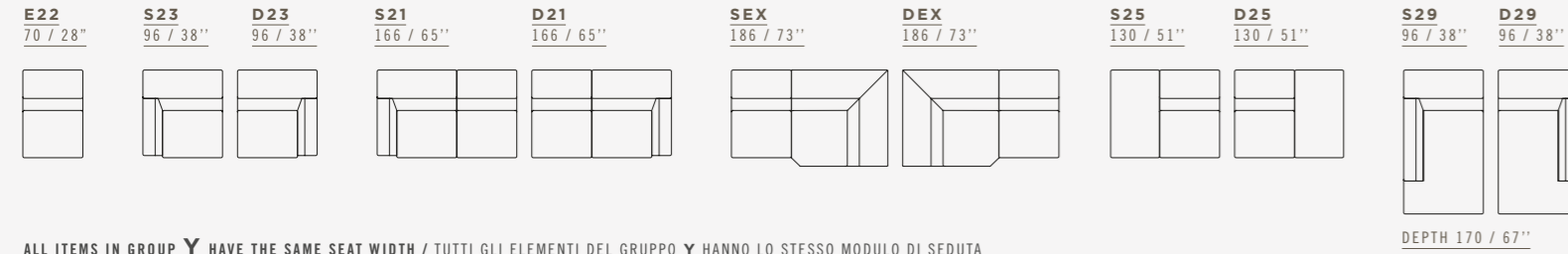


**BELLEVUE** TECHNICAL SHEETS

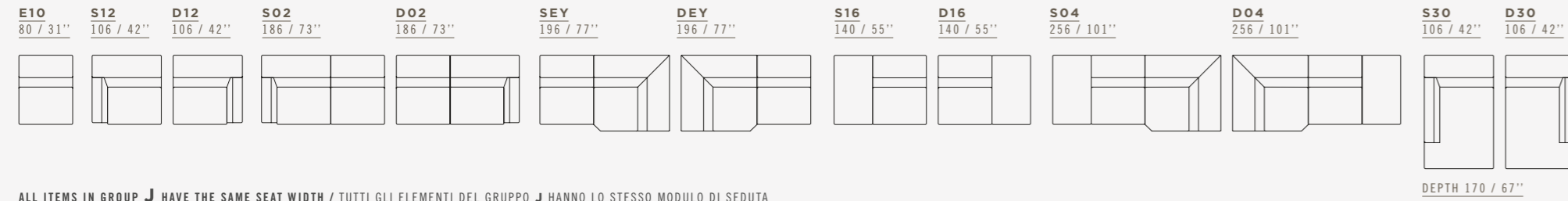
DIMENSIONS: THE FIRST FIGURE SHOWS SIZES IN CENTIMETERS, THE SECOND IN INCHES.  
EACH PIECE IS MADE BY HAND AND HAS ITS OWN UNIQUENESS. MEASURES MAY VARY WITH A TOLERANCE UP TO 3%.  
MIXING ABOVE GROUPS (X - Y - J) WILL CREATE SECTIONALS WITH DIFFERENT SEAT WIDTHS.  
CORNER PIECE E01 IS AN ODD PIECE AND CAN BE USED WITH ALL ABOVE GROUPS X - Y - J.  
SEAT DEPTH 58 CM - 23". SEAT HEIGHT 42 CM - 17".



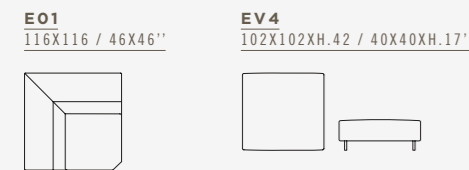
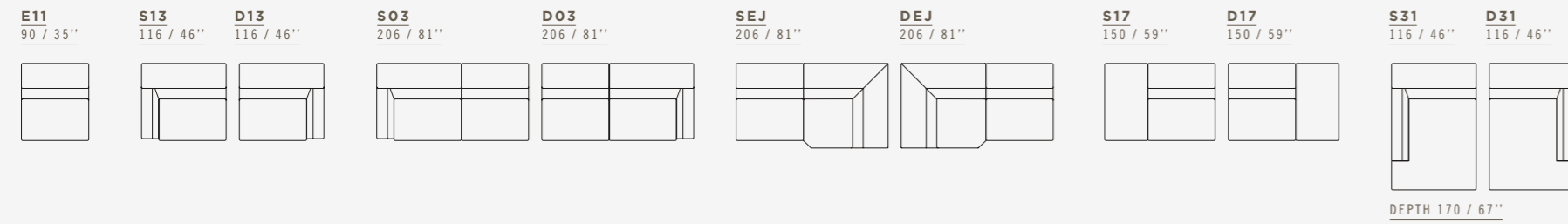
**X** ALL ITEMS IN GROUP X HAVE THE SAME SEAT WIDTH / TUTTI GLI ELEMENTI DEL GRUPPO X HANNO LO STESSO MODULO DI SEDUTA



**Y** ALL ITEMS IN GROUP Y HAVE THE SAME SEAT WIDTH / TUTTI GLI ELEMENTI DEL GRUPPO Y HANNO LO STESSO MODULO DI SEDUTA

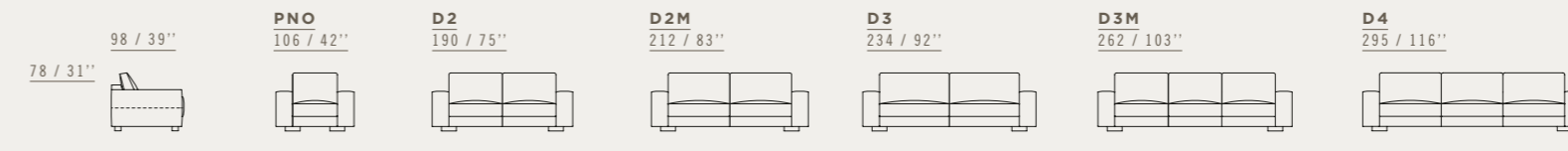


**J** ALL ITEMS IN GROUP J HAVE THE SAME SEAT WIDTH / TUTTI GLI ELEMENTI DEL GRUPPO J HANNO LO STESSO MODULO DI SEDUTA

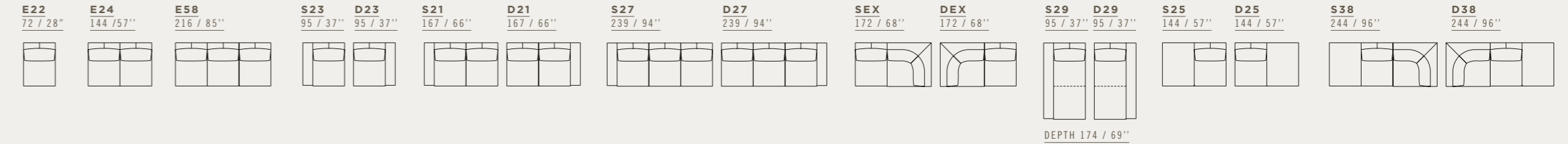


**BOND** TECHNICAL SHEETS

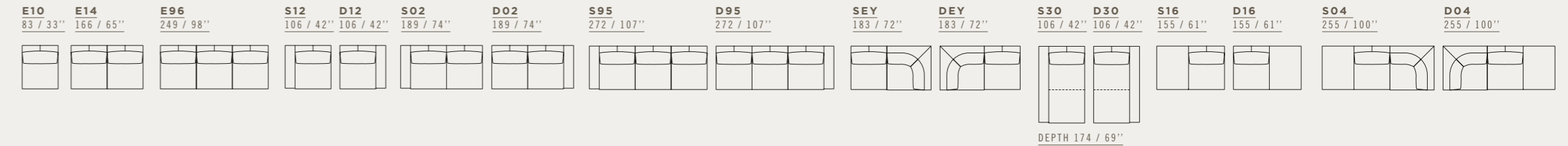
DIMENSIONS: THE FIRST FIGURE SHOWS SIZES IN CENTIMETERS, THE SECOND IN INCHES.  
EACH PIECE IS MADE BY HAND AND HAS ITS OWN UNIQUENESS. MEASURES MAY VARY WITH A TOLERANCE UP TO 3%.  
MIXING ABOVE GROUPS (X - Y - J) WILL CREATE SECTIONALS WITH DIFFERENT SEAT WIDTHS.  
CORNER PIECE E01 IS AN ODD PIECE AND CAN BE USED WITH ALL ABOVE GROUPS X - Y - J.  
SEAT DEPTH 57 CM - 22". SEAT HEIGHT 42 CM - 17\"/>



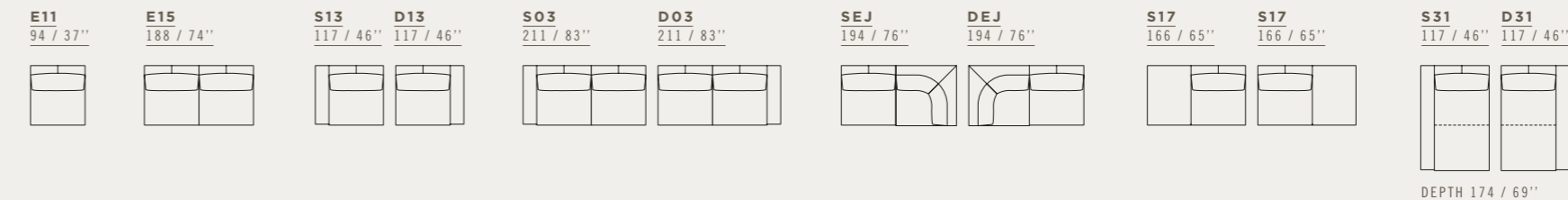
**X** ALL ITEMS IN GROUP X HAVE THE SAME SEAT WIDTH / TUTTI GLI ELEMENTI DEL GRUPPO X HANNO LO STESSO MODULO DI SEDUTA



**Y** ALL ITEMS IN GROUP Y HAVE THE SAME SEAT WIDTH / TUTTI GLI ELEMENTI DEL GRUPPO Y HANNO LO STESSO MODULO DI SEDUTA

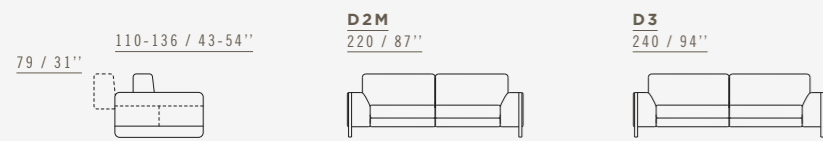


**J** ALL ITEMS IN GROUP J HAVE THE SAME SEAT WIDTH / TUTTI GLI ELEMENTI DEL GRUPPO J HANNO LO STESSO MODULO DI SEDUTA

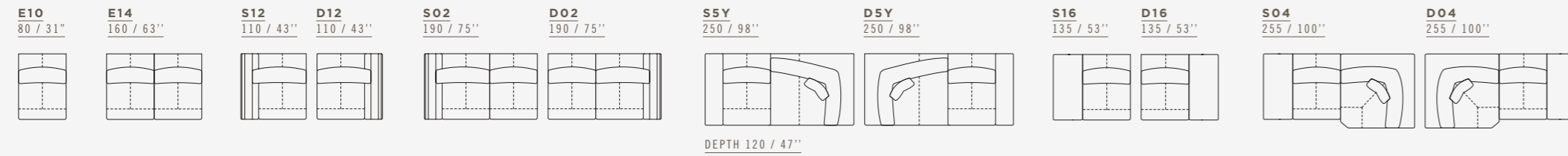


## LAGUNA TECHNICAL SHEETS

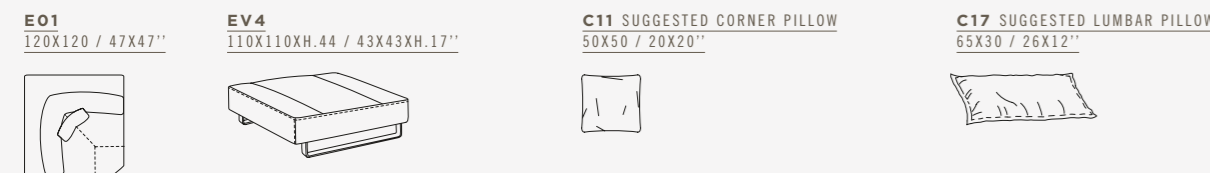
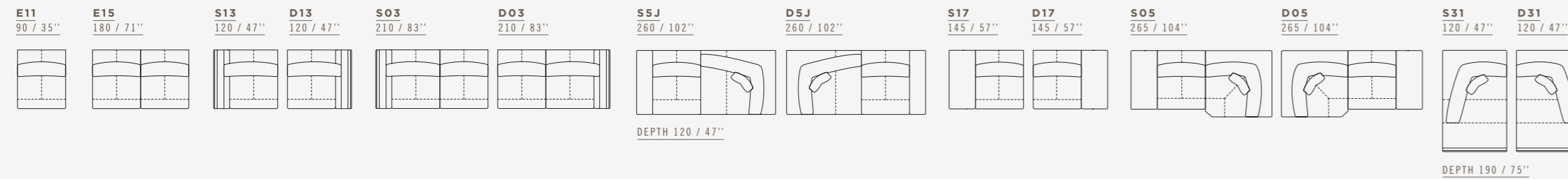
DIMENSIONS: THE FIRST FIGURE SHOWS SIZES IN CENTIMETERS, THE SECOND IN INCHES.  
EACH PIECE IS MADE BY HAND AND HAS ITS OWN UNIQUENESS. MEASURES MAY VARY WITH A TOLLERANCE UP TO 3%.  
MIXING ABOVE GROUPS (Y - J) WILL CREATE SECTIONALS WITH DIFFERENT SEAT WIDTHS.  
CORNER PIECE E01 IS AN ODD PIECE AND CAN BE USED WITH ALL ABOVE GROUPS Y - J.  
SEAT DEPTH 66/107 CM - 26"/42". SEAT HEIGHT 44 CM - 17".



**Y** ALL ITEMS IN GROUP Y HAVE THE SAME SEAT WIDTH / TUTTI GLI ELEMENTI DEL GRUPPO Y HANNO LO STESSO MODULO DI SEDUTA

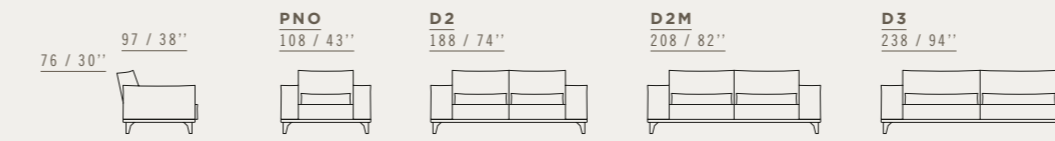


**J** ALL ITEMS IN GROUP J HAVE THE SAME SEAT WIDTH / TUTTI GLI ELEMENTI DEL GRUPPO J HANNO LO STESSO MODULO DI SEDUTA

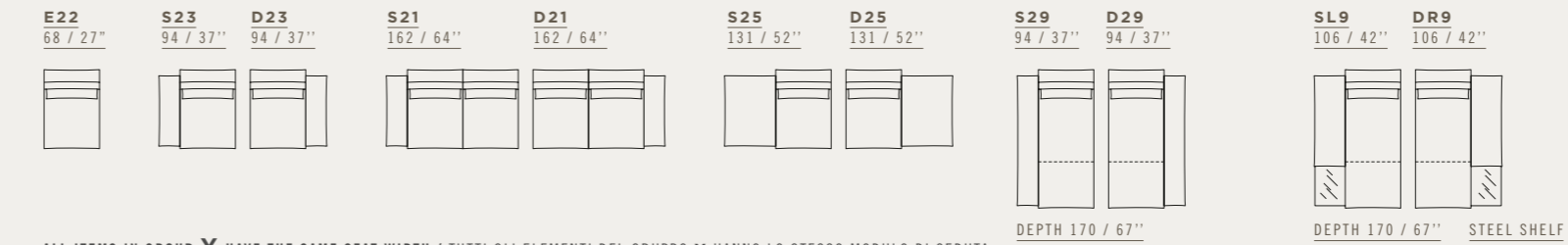


## MOKAMBO TECHNICAL SHEETS

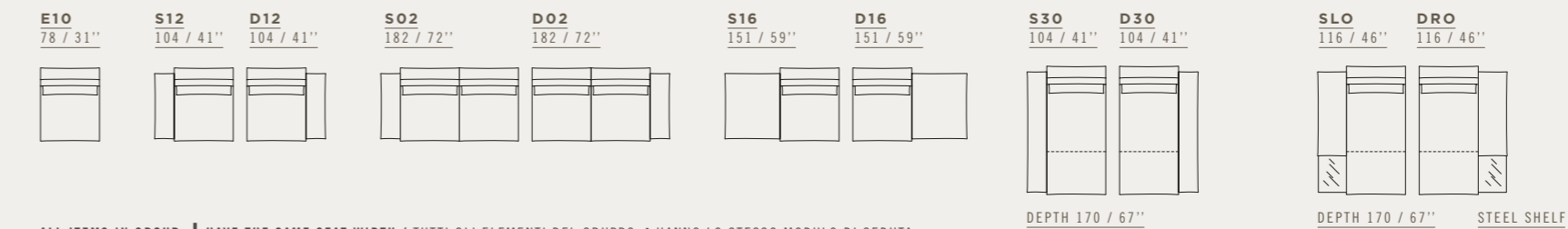
DIMENSIONS: THE FIRST FIGURE SHOWS SIZES IN CENTIMETERS, THE SECOND IN INCHES.  
EACH PIECE IS MADE BY HAND AND HAS ITS OWN UNIQUENESS. MEASURES MAY VARY WITH A TOLLERANCE UP TO 3%.  
MIXING ABOVE GROUPS (X - Y - J) WILL CREATE SECTIONALS WITH DIFFERENT SEAT WIDTHS.  
CORNER PIECE E01 IS AN ODD PIECE AND CAN BE USED WITH ALL ABOVE GROUPS X - Y - J.  
SEAT DEPTH 57 CM - 22". SEAT HEIGHT 40 CM - 16".




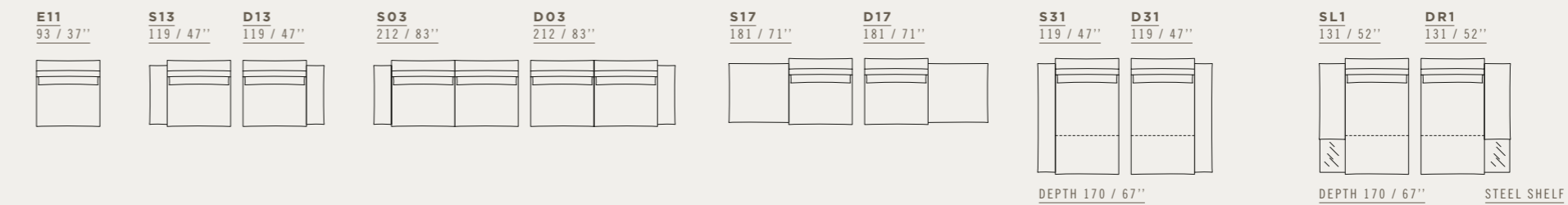
**X** ALL ITEMS IN GROUP X HAVE THE SAME SEAT WIDTH / TUTTI GLI ELEMENTI DEL GRUPPO X HANNO LO STESSO MODULO DI SEDUTA



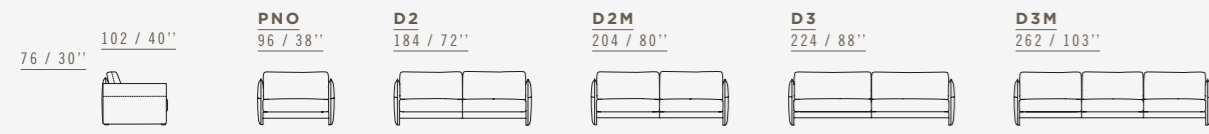
**Y** ALL ITEMS IN GROUP Y HAVE THE SAME SEAT WIDTH / TUTTI GLI ELEMENTI DEL GRUPPO Y HANNO LO STESSO MODULO DI SEDUTA



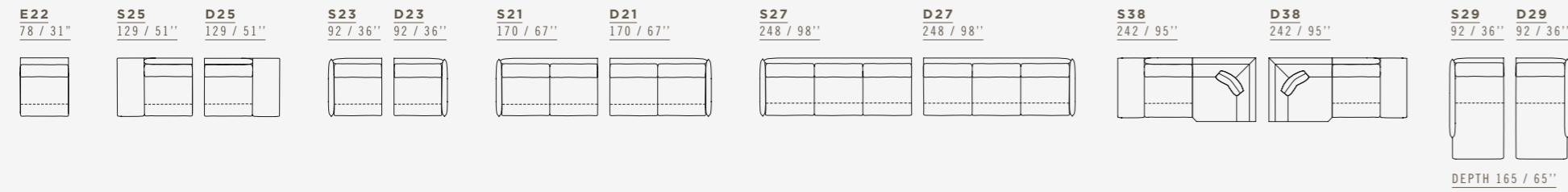
**J** ALL ITEMS IN GROUP J HAVE THE SAME SEAT WIDTH / TUTTI GLI ELEMENTI DEL GRUPPO J HANNO LO STESSO MODULO DI SEDUTA



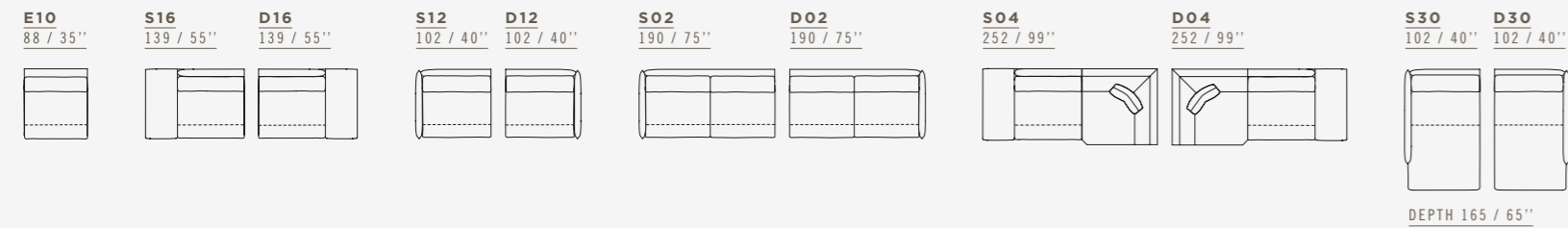
DIMENSIONS: THE FIRST FIGURE SHOWS SIZES IN CENTIMETERS, THE SECOND IN INCHES.  
EACH PIECE IS MADE BY HAND AND HAS ITS OWN UNIQUENESS. MEASURES MAY VARY WITH A TOLLERANCE UP TO 3%.  
MIXING ABOVE GROUPS (X - Y - J) WILL CREATE SECTIONALS WITH DIFFERENT SEAT WIDTHS.  
CORNER PIECE EO1 IS AN ODD PIECE AND CAN BE USED WITH ALL ABOVE GROUPS X - Y - J.  
SEAT DEPTH 57 CM - 22". SEAT HEIGHT 43 CM - 17".



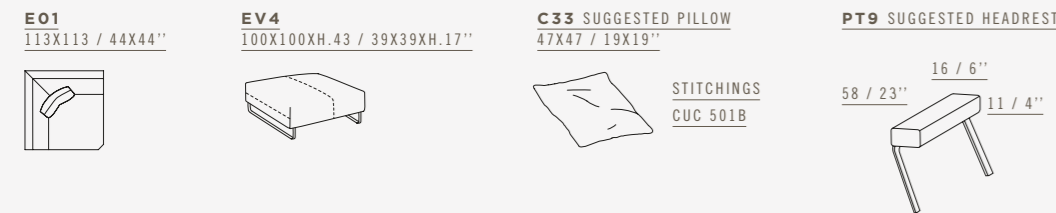
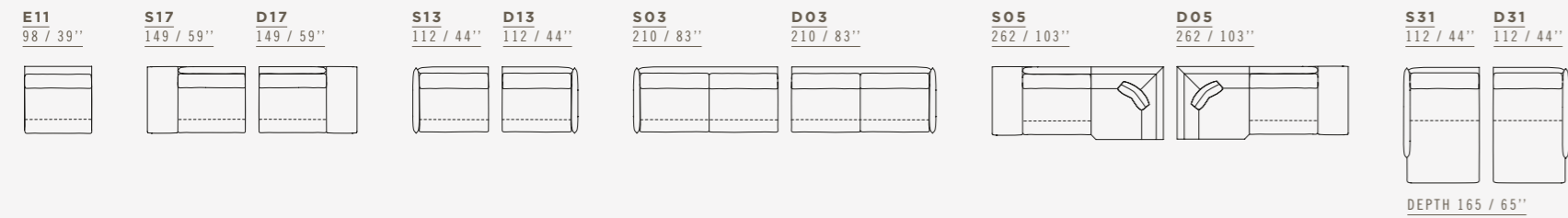
**X** ALL ITEMS IN GROUP X HAVE THE SAME SEAT WIDTH / TUTTI GLI ELEMENTI DEL GRUPPO X HANNO LO STESSO MODULO DI SEDUTA



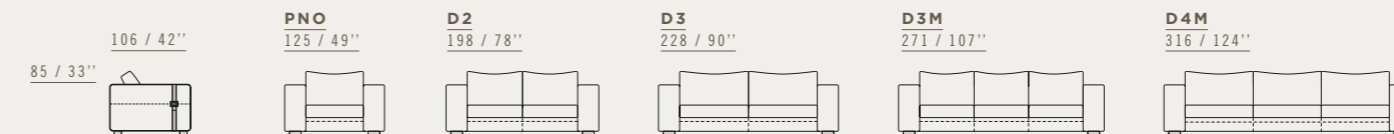
**Y** ALL ITEMS IN GROUP Y HAVE THE SAME SEAT WIDTH / TUTTI GLI ELEMENTI DEL GRUPPO Y HANNO LO STESSO MODULO DI SEDUTA



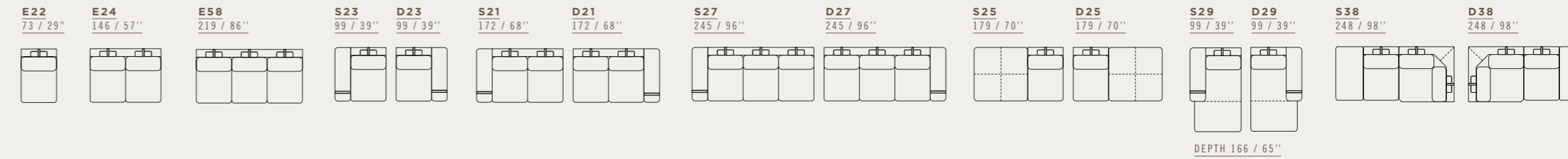
**J** ALL ITEMS IN GROUP J HAVE THE SAME SEAT WIDTH / TUTTI GLI ELEMENTI DEL GRUPPO J HANNO LO STESSO MODULO DI SEDUTA



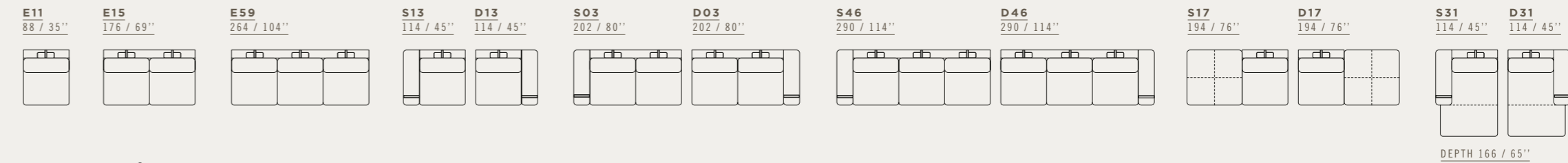
DIMENSIONS: THE FIRST FIGURE SHOWS SIZES IN CENTIMETERS, THE SECOND IN INCHES.  
EACH PIECE IS MADE BY HAND AND HAS ITS OWN UNIQUENESS. MEASURES MAY VARY WITH A TOLLERANCE UP TO 3%.  
MIXING ABOVE GROUPS (X - J) WILL CREATE SECTIONALS WITH DIFFERENT SEAT WIDTHS.  
CORNER PIECE EO1 IS AN ODD PIECE AND CAN BE USED WITH ALL ABOVE GROUPS X - J.  
SEAT DEPTH 60 CM - 24". SEAT HEIGHT 43 CM - 17".



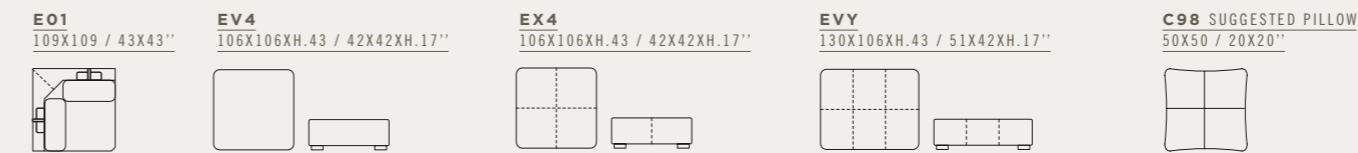
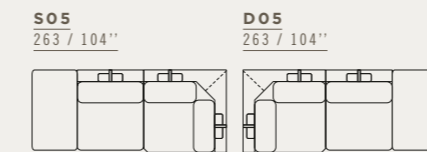
**X** ALL ITEMS IN GROUP X HAVE THE SAME SEAT WIDTH / TUTTI GLI ELEMENTI DEL GRUPPO X HANNO LO STESSO MODULO DI SEDUTA



**J** ALL ITEMS IN GROUP J HAVE THE SAME SEAT WIDTH / TUTTI GLI ELEMENTI DEL GRUPPO J HANNO LO STESSO MODULO DI SEDUTA

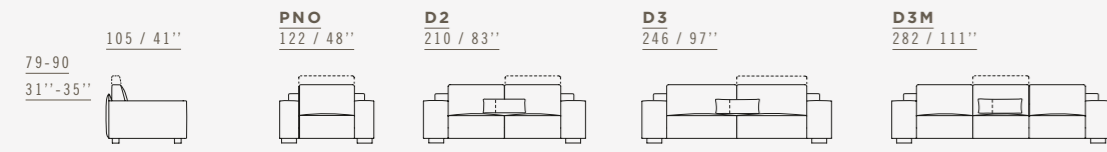


**J** ALL ITEMS IN GROUP J HAVE THE SAME SEAT WIDTH / TUTTI GLI ELEMENTI DEL GRUPPO J HANNO LO STESSO MODULO DI SEDUTA

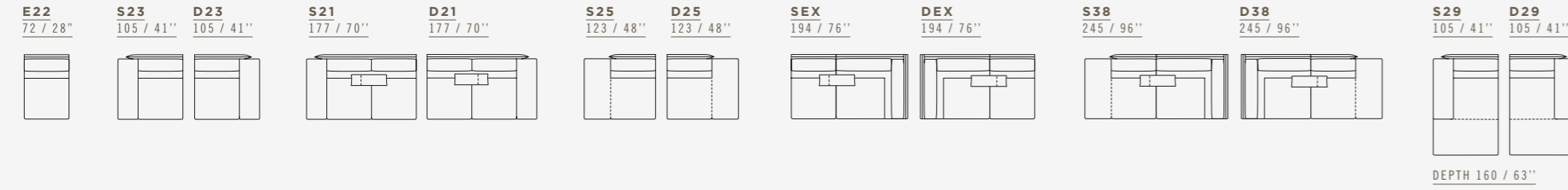




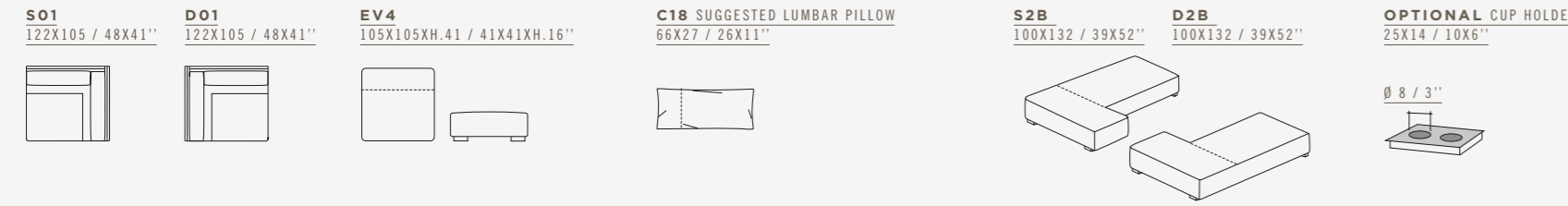
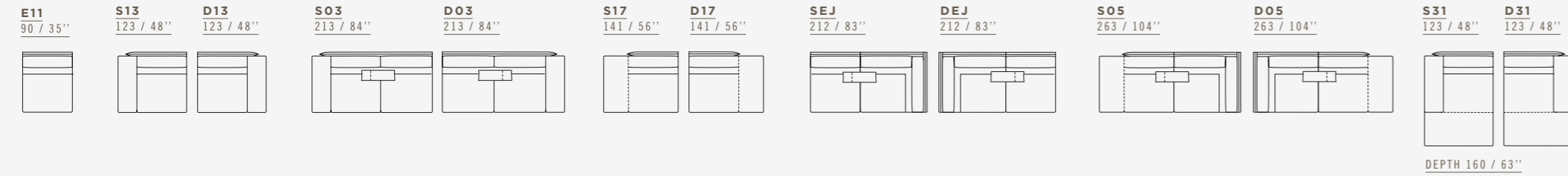
DIMENSIONS: THE FIRST FIGURE SHOWS SIZES IN CENTIMETERS, THE SECOND IN INCHES.  
 EACH PIECE IS MADE BY HAND AND HAS ITS OWN UNIQUENESS. MEASURES MAY VARY WITH A TOLLERANCE UP TO 3%.  
 MIXING ABOVE GROUPS (X - J) WILL CREATE SECTIONALS WITH DIFFERENT SEAT WIDTHS.  
 CORNER PIECES S01/D01 ARE ODD PIECES AND CAN BE USED WITH ALL ABOVE GROUPS X - J.  
 SEAT DEPTH 64 CM - 25". SEAT HEIGHT 41 CM - 16".



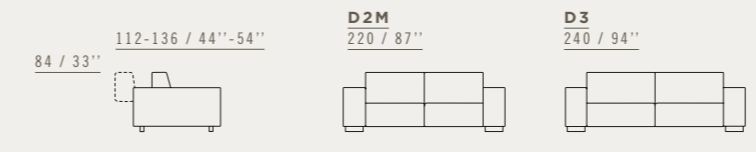
**X** ALL ITEMS IN GROUP X HAVE THE SAME SEAT WIDTH / TUTTI GLI ELEMENTI DEL GRUPPO X HANNO LO STESSO MODULO DI SEDUTA



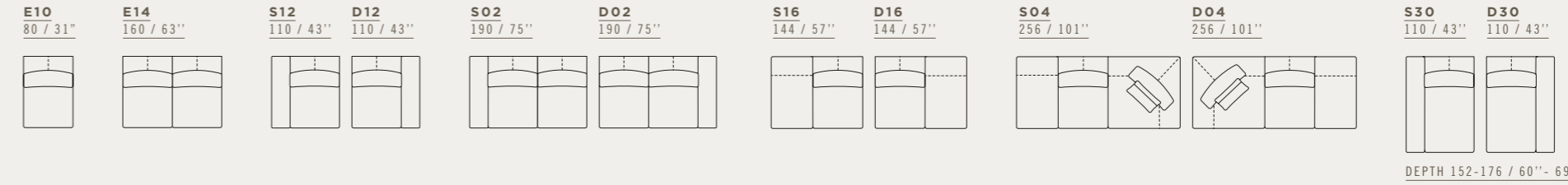
**J** ALL ITEMS IN GROUP J HAVE THE SAME SEAT WIDTH / TUTTI GLI ELEMENTI DEL GRUPPO J HANNO LO STESSO MODULO DI SEDUTA



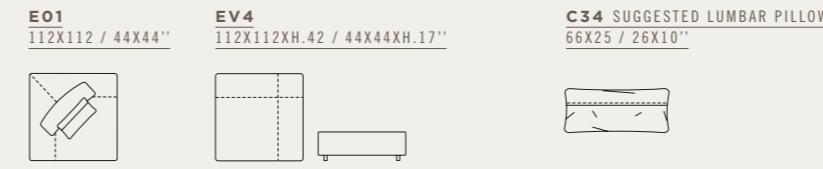
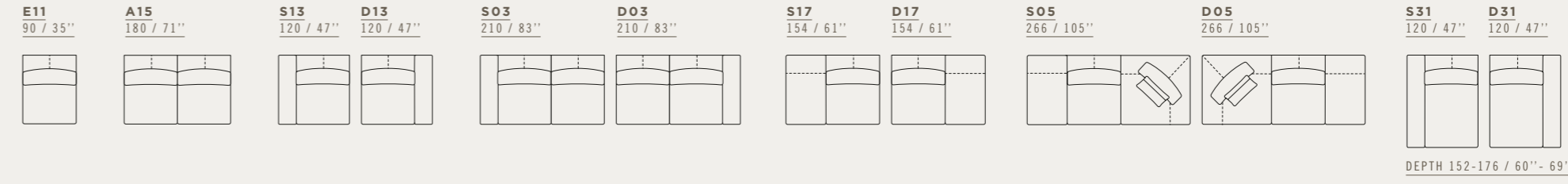
DIMENSIONS: THE FIRST FIGURE SHOWS SIZES IN CENTIMETERS, THE SECOND IN INCHES.  
 EACH PIECE IS MADE BY HAND AND HAS ITS OWN UNIQUENESS. MEASURES MAY VARY WITH A TOLLERANCE UP TO 3%.  
 MIXING ABOVE GROUPS (Y - J) WILL CREATE SECTIONALS WITH DIFFERENT SEAT WIDTHS.  
 CORNER PIECE E01 IS AN ODD PIECE AND CAN BE USED WITH ALL ABOVE GROUPS Y - J.  
 SEAT DEPTH 66/106 CM - 26/42". SEAT HEIGHT 42 CM - 17".



**Y** ALL ITEMS IN GROUP X HAVE THE SAME SEAT WIDTH / TUTTI GLI ELEMENTI DEL GRUPPO X HANNO LO STESSO MODULO DI SEDUTA

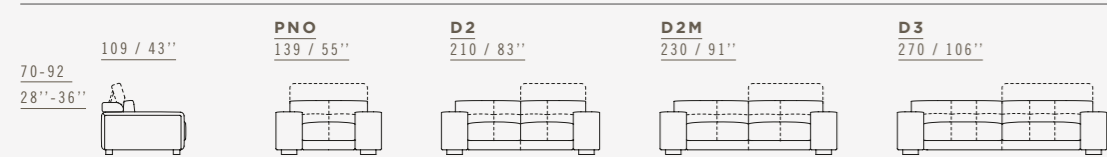


**J** ALL ITEMS IN GROUP J HAVE THE SAME SEAT WIDTH / TUTTI GLI ELEMENTI DEL GRUPPO J HANNO LO STESSO MODULO DI SEDUTA

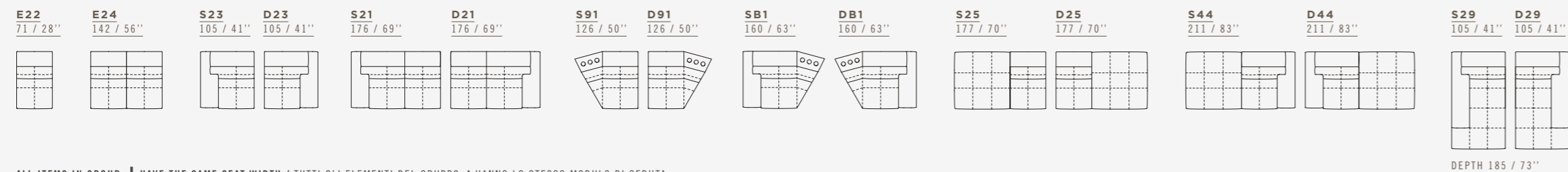


**SOLEADO** TECHNICAL SHEETS

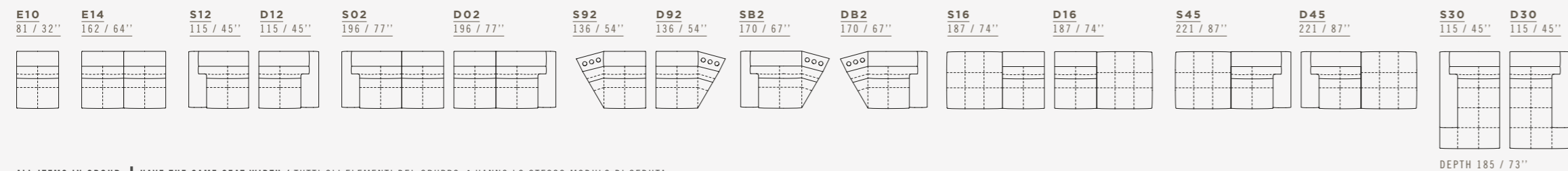
DIMENSIONS: THE FIRST FIGURE SHOWS SIZES IN CENTIMETERS, THE SECOND IN INCHES.  
EACH PIECE IS MADE BY HAND AND HAS ITS OWN UNIQUENESS. MEASURES MAY VARY WITH A TOLERANCE UP TO 3%.  
MIXING ABOVE GROUPS (X - Y - J) WILL CREATE SECTIONALS WITH DIFFERENT SEAT WIDTHS.  
CORNER PIECES E01, CON AND E20 ARE ODD PIECES AND CAN BE USED WITH ALL ABOVE GROUPS X - Y - J.  
SEAT DEPTH 57 CM - 22". SEAT HEIGHT 42 CM - 17".



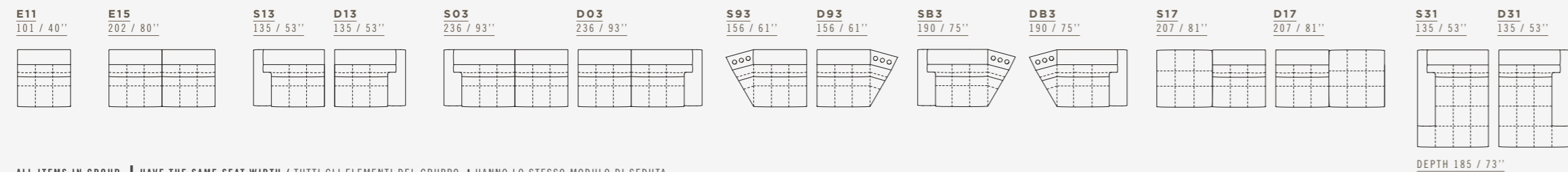
**X** ALL ITEMS IN GROUP X HAVE THE SAME SEAT WIDTH / TUTTI GLI ELEMENTI DEL GRUPPO X HANNO LO STESSO MODULO DI SEDUTA



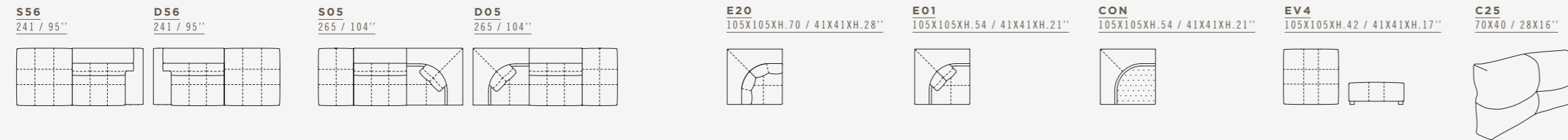
**Y** ALL ITEMS IN GROUP J HAVE THE SAME SEAT WIDTH / TUTTI GLI ELEMENTI DEL GRUPPO J HANNO LO STESSO MODULO DI SEDUTA



**J** ALL ITEMS IN GROUP J HAVE THE SAME SEAT WIDTH / TUTTI GLI ELEMENTI DEL GRUPPO J HANNO LO STESSO MODULO DI SEDUTA

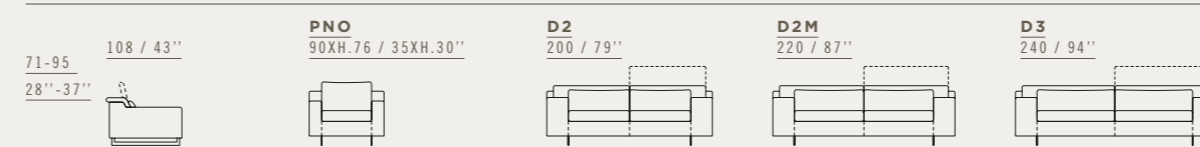


**J** ALL ITEMS IN GROUP J HAVE THE SAME SEAT WIDTH / TUTTI GLI ELEMENTI DEL GRUPPO J HANNO LO STESSO MODULO DI SEDUTA

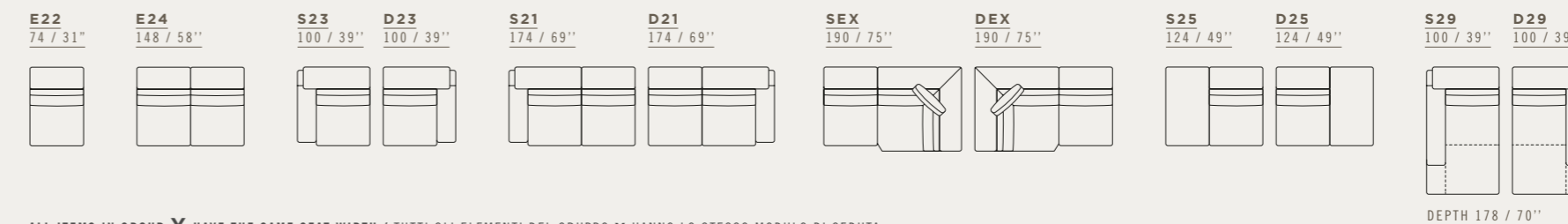


**SOUND** TECHNICAL SHEETS

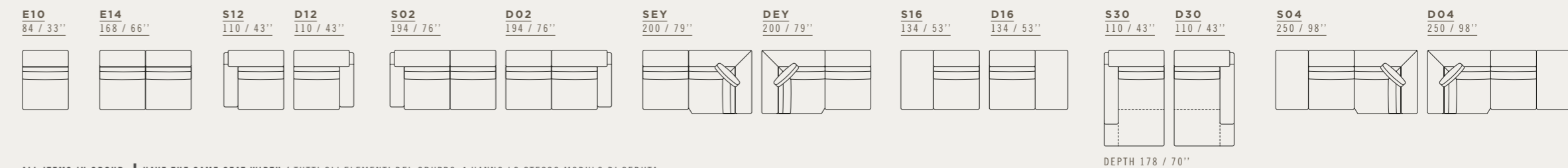
DIMENSIONS: THE FIRST FIGURE SHOWS SIZES IN CENTIMETERS, THE SECOND IN INCHES.  
EACH PIECE IS MADE BY HAND AND HAS ITS OWN UNIQUENESS. MEASURES MAY VARY WITH A TOLERANCE UP TO 3%.  
MIXING ABOVE GROUPS (X - Y - J) WILL CREATE SECTIONALS WITH DIFFERENT SEAT WIDTHS.  
CORNER PIECE E01 IS AN ODD PIECE AND CAN BE USED WITH ALL ABOVE GROUPS X - Y - J.  
SEAT DEPTH 56 CM - 22". SEAT HEIGHT 43 CM - 17".



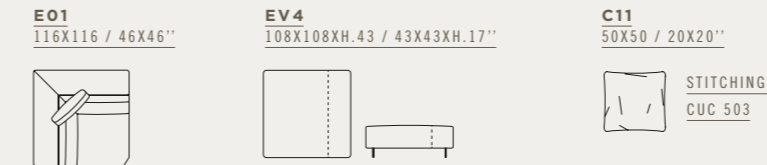
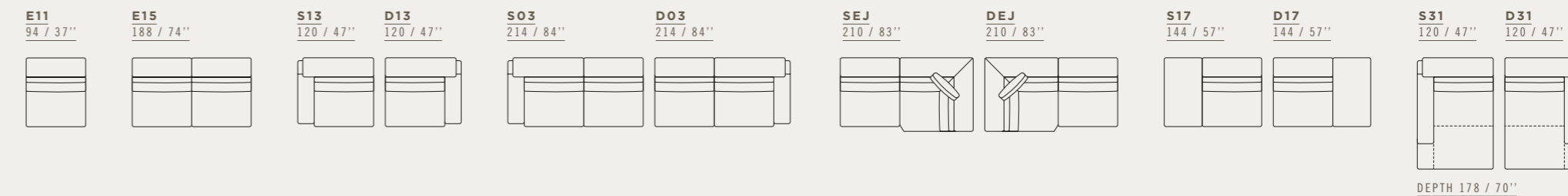
**X** ALL ITEMS IN GROUP X HAVE THE SAME SEAT WIDTH / TUTTI GLI ELEMENTI DEL GRUPPO X HANNO LO STESSO MODULO DI SEDUTA



**Y** ALL ITEMS IN GROUP Y HAVE THE SAME SEAT WIDTH / TUTTI GLI ELEMENTI DEL GRUPPO Y HANNO LO STESSO MODULO DI SEDUTA

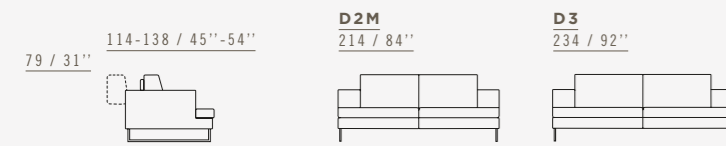


**J** ALL ITEMS IN GROUP J HAVE THE SAME SEAT WIDTH / TUTTI GLI ELEMENTI DEL GRUPPO J HANNO LO STESSO MODULO DI SEDUTA

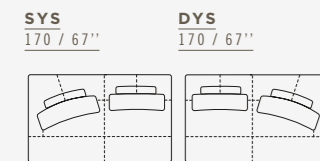
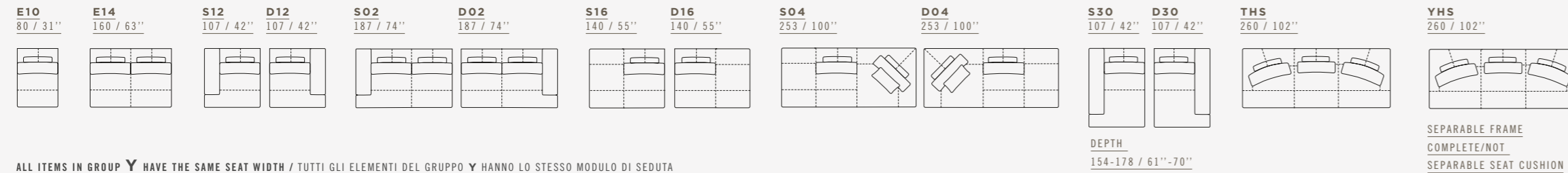


## SUNSET TECHNICAL SHEETS

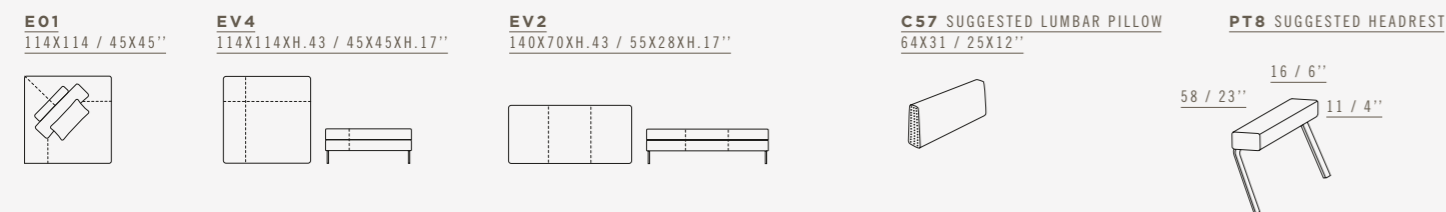
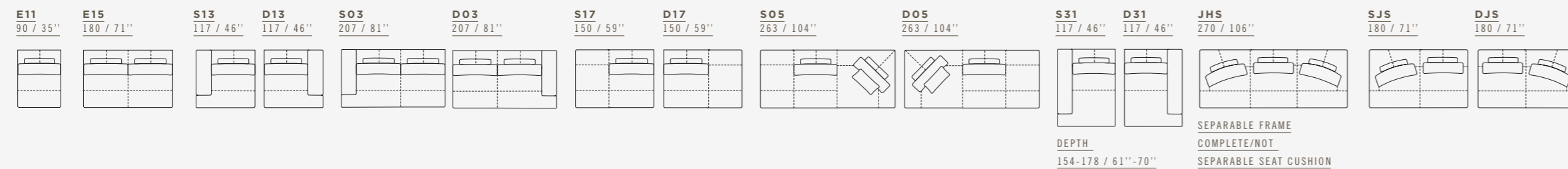
DIMENSIONS: THE FIRST FIGURE SHOWS SIZES IN CENTIMETERS, THE SECOND IN INCHES.  
EACH PIECE IS MADE BY HAND AND HAS ITS OWN UNIQUENESS. MEASURES MAY VARY WITH A TOLLERANCE UP TO 3%.  
MIXING ABOVE GROUPS (Y - J) WILL CREATE SECTIONALS WITH DIFFERENT SEAT WIDTHS.  
CORNER PIECE E01 IS AN ODD PIECE AND CAN BE USED WITH ALL ABOVE GROUPS Y - J.  
SEAT DEPTH 66/106 CM - 26/42". SEAT HEIGHT 43 CM - 17".



**Y** ALL ITEMS IN GROUP Y HAVE THE SAME SEAT WIDTH / TUTTI GLI ELEMENTI DEL GRUPPO Y HANNO LO STESSO MODULO DI SEDUTA

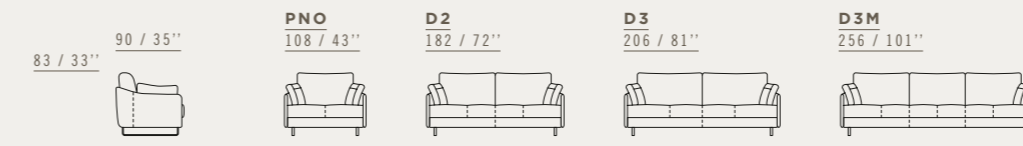


**J** ALL ITEMS IN GROUP J HAVE THE SAME SEAT WIDTH / TUTTI GLI ELEMENTI DEL GRUPPO J HANNO LO STESSO MODULO DI SEDUTA

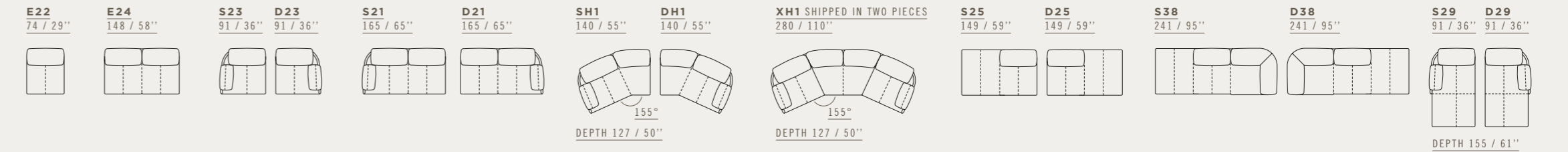


## SWING TECHNICAL SHEETS

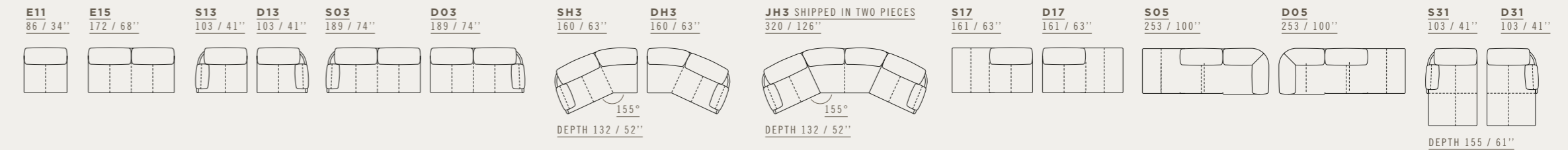
DIMENSIONS: THE FIRST FIGURE SHOWS SIZES IN CENTIMETERS, THE SECOND IN INCHES.  
EACH PIECE IS MADE BY HAND AND HAS ITS OWN UNIQUENESS. MEASURES MAY VARY WITH A TOLLERANCE UP TO 3%.  
MIXING ABOVE GROUPS (X - J) WILL CREATE SECTIONALS WITH DIFFERENT SEAT WIDTHS.  
CORNER PIECE E01 IS AN ODD PIECE AND CAN BE USED WITH ALL ABOVE GROUPS X - J.  
SEAT DEPTH 56 CM - 22". SEAT HEIGHT 41 CM - 16".



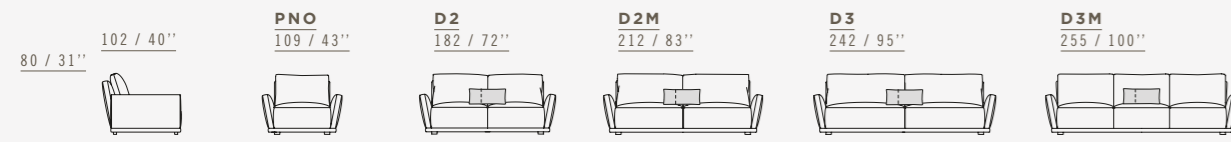
**X** ALL ITEMS IN GROUP X HAVE THE SAME SEAT WIDTH / TUTTI GLI ELEMENTI DEL GRUPPO X HANNO LO STESSO MODULO DI SEDUTA



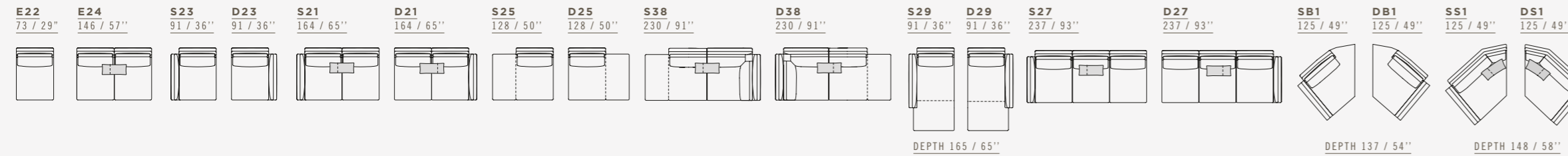
**J** ALL ITEMS IN GROUP J HAVE THE SAME SEAT WIDTH / TUTTI GLI ELEMENTI DEL GRUPPO J HANNO LO STESSO MODULO DI SEDUTA



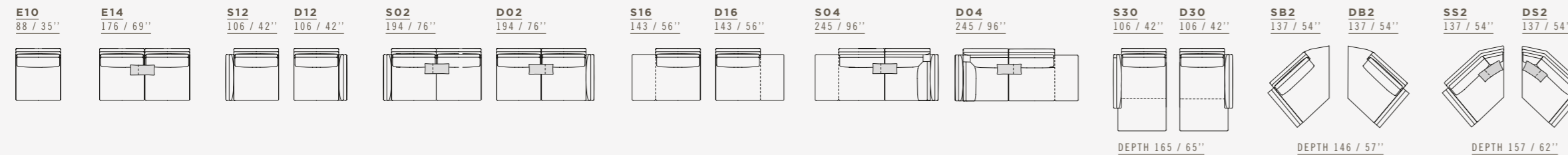
DIMENSIONS: THE FIRST FIGURE SHOWS SIZES IN CENTIMETERS, THE SECOND IN INCHES.  
EACH PIECE IS MADE BY HAND AND HAS ITS OWN UNIQUENESS. MEASURES MAY VARY WITH A TOLLERANCE UP TO 3%.  
MIXING ABOVE GROUPS (X - Y - J) WILL CREATE SECTIONALS WITH DIFFERENT SEAT WIDTHS.  
CORNER PIECE ED1 IS AN ODD PIECE AND CAN BE USED WITH ALL ABOVE GROUPS X - Y - J.  
SEAT DEPTH 61 CM - 24". SEAT HEIGHT 43 CM - 17".



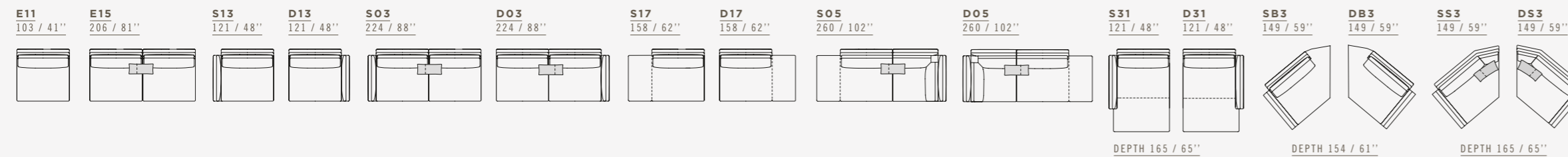
**X** ALL ITEMS IN GROUP X HAVE THE SAME SEAT WIDTH / TUTTI GLI ELEMENTI DEL GRUPPO X HANNO LO STESSO MODULO DI SEDUTA



**Y** ALL ITEMS IN GROUP Y HAVE THE SAME SEAT WIDTH / TUTTI GLI ELEMENTI DEL GRUPPO Y HANNO LO STESSO MODULO DI SEDUTA



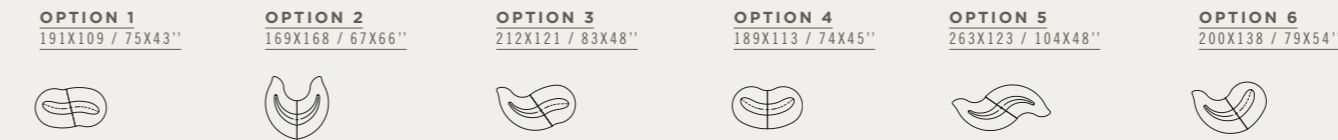
**J** ALL ITEMS IN GROUP J HAVE THE SAME SEAT WIDTH / TUTTI GLI ELEMENTI DEL GRUPPO J HANNO LO STESSO MODULO DI SEDUTA



DIMENSIONS: THE FIRST FIGURE SHOWS SIZES IN CENTIMETERS, THE SECOND IN INCHES.  
EACH PIECE IS MADE BY HAND AND HAS ITS OWN UNIQUENESS. MEASURES MAY VARY WITH A TOLLERANCE UP TO 3%.  
SEAT HEIGHT 41 CM - 16".



**2** 2 ELEMENTS - SOME OPTIONS / ALCUNI ESEMPI DI COMPOSIZIONE CON 2 ELEMENTI



**3** 3 ELEMENTS - SOME OPTIONS / ALCUNI ESEMPI DI COMPOSIZIONE CON 3 ELEMENTI



**4** 4 ELEMENTS - SOME OPTIONS / ALCUNI ESEMPI DI COMPOSIZIONE CON 4 ELEMENTI



4 ELEMENTS - SOME OPTIONS / ALCUNI ESEMPI DI COMPOSIZIONE CON 4 ELEMENTI



**OCCASIONAL CHAIRS** TECHNICAL SHEETS

DIMENSIONS: THE FIRST FIGURE SHOWS SIZES IN CENTIMETERS, THE SECOND IN INCHES.  
EACH PIECE IS MADE BY HAND AND HAS ITS OWN UNIQUENESS. MEASURES MAY VARY WITH A TOLLERANCE UP TO 3%.

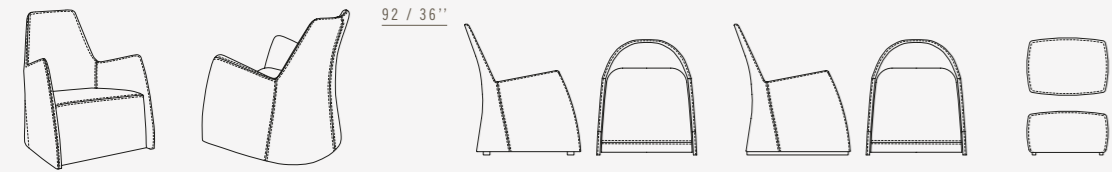
**CARRIE**

SEAT DEPTH 54 CM - 21"  
SEAT HEIGHT 41 CM - 16"

**PNA**  
74X85 / 29X33"

**POL (SWIVEL)**  
74X85 / 29X33"

**EV1**  
67X50XH.38  
26X20XH.15"

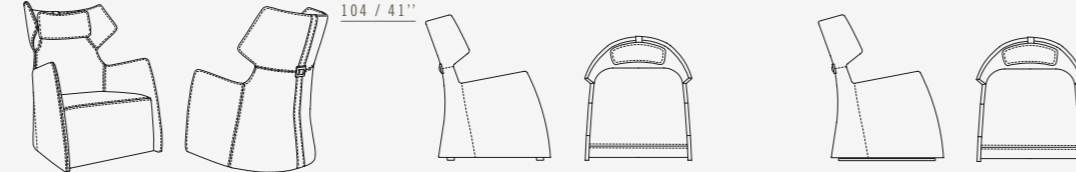


**CLUB**

SEAT DEPTH 54 CM - 21"  
SEAT HEIGHT 41 CM - 16"

**PNA**  
77X88 / 30X35"

**POL (SWIVEL)**  
77X88 / 30X35"

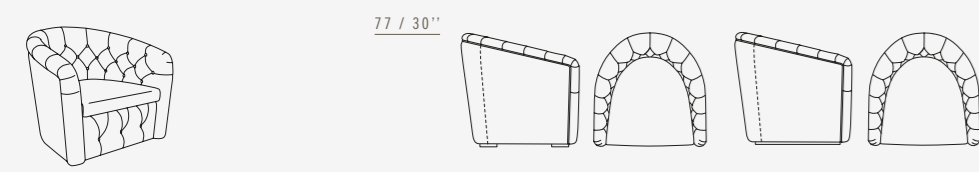


**GINGER**

SEAT DEPTH 60 CM - 24"  
SEAT HEIGHT 40 CM - 16"

**PNA**  
85X86 / 33X34"

**POL (SWIVEL)**  
85X86 / 33X34"



**GISELLE** DESIGN ANTONELLA SCARPITTA

SEAT DEPTH 56 CM - 22"  
SEAT HEIGHT 45 CM - 18"

**PNA**  
82X89 / 32X35"



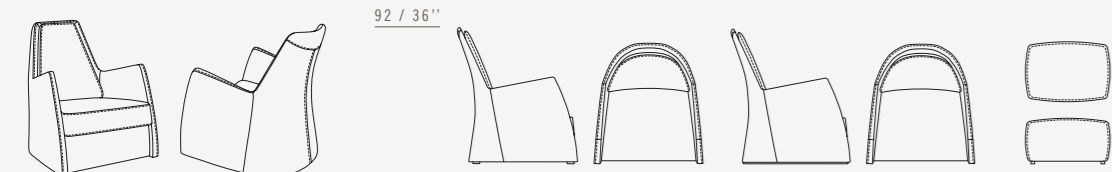
**KATE**

SEAT DEPTH 56 CM - 22"  
SEAT HEIGHT 44 CM - 17"

**PNA**  
75X89 / 30X35"

**POL (SWIVEL)**  
75X89 / 30X35"

**EV1**  
67X50XH.38  
26X20XH.15"

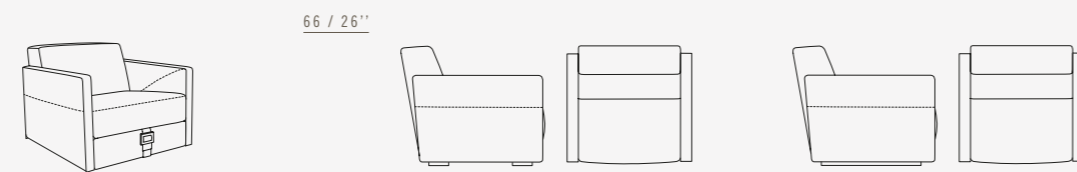


**NINA**

SEAT DEPTH 56 CM - 22"  
SEAT HEIGHT 40 CM - 16"

**PNA**  
86X87 / 34X34"

**POL (SWIVEL)**  
86X87 / 34X34"



**OCCASIONAL CHAIRS** TECHNICAL SHEETS

DIMENSIONS: THE FIRST FIGURE SHOWS SIZES IN CENTIMETERS, THE SECOND IN INCHES.  
EACH PIECE IS MADE BY HAND AND HAS ITS OWN UNIQUENESS. MEASURES MAY VARY WITH A TOLLERANCE UP TO 3%.

**OYSTER**

**PNA** H.68 / 27"  
SEAT DEPTH 60 CM - 24"  
SEAT HEIGHT 42 CM - 17"

**POL (SWIVEL)** H.70 / 28"  
SEAT DEPTH 60 CM - 24"  
SEAT HEIGHT 44 CM - 17"

**POS (SWIVEL)** H.72 / 28"  
SEAT DEPTH 60 CM - 24"  
SEAT HEIGHT 46 CM - 18"

**PNA / POL / POS**  
82X82 / 32X32"

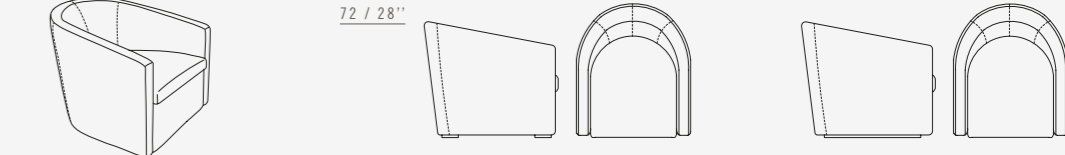


**PRETTY**

SEAT DEPTH 62 CM - 24"  
SEAT HEIGHT 41 CM - 16"

**PNA**  
70X82 / 28X32"

**POL (SWIVEL)**  
70X82 / 28X32"

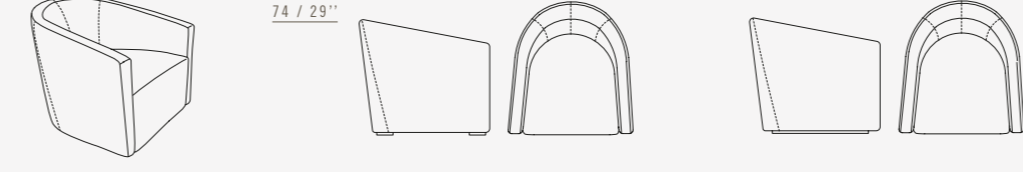


**SHARON**

SEAT DEPTH 62 CM - 24"  
SEAT HEIGHT 42 CM - 17"

**PNA**  
84X88 / 33X35"

**POL (SWIVEL)**  
84X88 / 33X35"

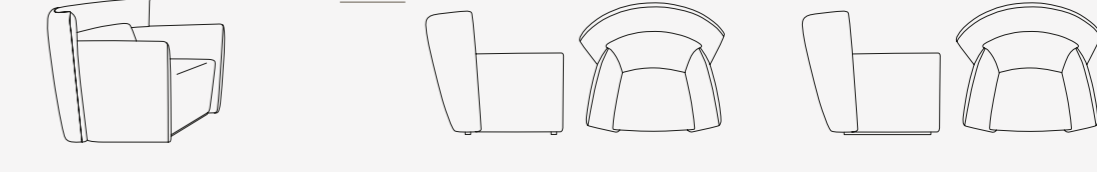


**TULIP**

SEAT DEPTH 50 CM - 20"  
SEAT HEIGHT 41 CM - 16"

**PNA**  
86X87 / 34X34"

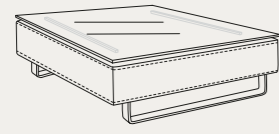
**POL (SWIVEL)**  
86X87 / 34X34"



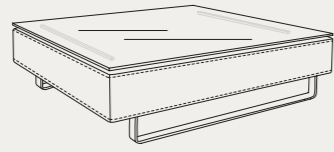
**STANDARD FEATURES**

- HARD WOOD FRAME COVERED IN LEATHER.
- GLASS TOP.
- CHROME METAL BASE OR PAINTED METAL BASE.

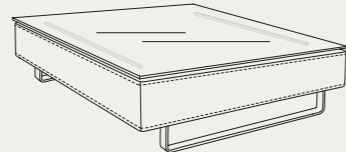
**T55 FOX**  
80X80XH.35 / 31X31XH.14"



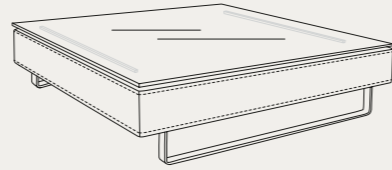
**T56 FOX**  
80X120XH.35 / 31X47XH.14"



**T57 FOX**  
100X100XH.35 / 39X39XH.14"



**T58 FOX**  
100X140XH.35 / 39X55XH.14"



**STANDARD FEATURES**

- WOOD TOP COVERED IN LEATHER.
- PAINTED METAL BASE.

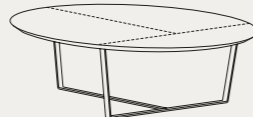
**T49 MOON**  
Ø55XH.35 / Ø22XH.14"



**T50 MOON**  
Ø45XH.45 / Ø18XH.18"



**T51 MOON**  
Ø100XH.32 / Ø39XH.13"



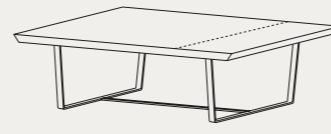
**T59 MOON**  
48X48XH.45 / 19X19XH.18"



**T60 MOON**  
100X100XH.32 / 39X39XH.13"



**T61 MOON**  
140X80XH.32 / 55X31XH.13"



**DESIGN ANTONELLA SCARPITTA**

**STANDARD FEATURES**

- MARBLE TOP EMPERADOR DARK.
- DARK CHROME METAL BASE.

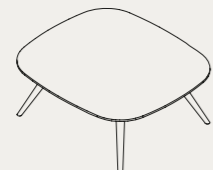
**NOTES**

- MARBLE TOP AVAILABLE ON UP-CHARGE:
- PALISSANDRO BLU NUVOLATO
- PALISSANDRO FIORITO

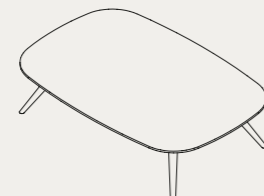
**T66**  
56X53XH.45 / 22X21XH.18"



**T67**  
90X80XH.34 / 35X31XH.13"



**T68**  
120X80XH.29 / 47X31XH.11"



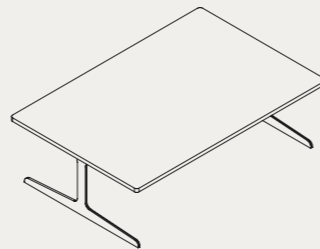
**T69**  
70X40XH.38 / 28X16XH.15"



**T70**  
90X40XH.45 / 35X16XH.18"



**T73**  
120X80XH.37 / 47X35XH.15"



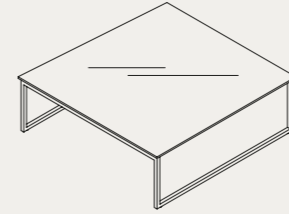
**STANDARD FEATURES**

- SMOKED GLASS TOP.
- PAINTED METAL BASE.

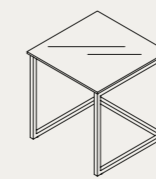
**NOTES**

- MARBLE TOP AVAILABLE ON UP-CHARGE

**T62**  
100X100XH.34 / 39X39XH.13"



**T63**  
45X45XH.48 / 18X18XH.19"



**STANDARD FEATURES**

- MARBLE TOP EMPERADOR DARK.
- DARK CHROME METAL BASE.

**NOTES**


- MARBLE TOP AVAILABLE ON UP-CHARGE:
- PALISSANDRO BLU NUVOLATO
- PALISSANDRO FIORITO

**T83**  
56X53XH.49 / 22X21XH.19"



**METAL LEGS FINISH**

CHROME




DARK CHROME




METALLIC GREY




METALLIC ANTRACITE



RAL 9003 - SIGNAL WHITE




RAL 7044 - SILK GREY




RAL 3005 - WINE RED



RAL 8019 - GREY BROWN



RAL 9005 - JET BLACK



**MARBLE TOP FINISH**

EMPERADOR DARK



PALISSANDRO BLU NUVOLATO



PALISSANDRO FIORITO



**PILLOW**

**STANDARD FEATURES**

- PILLOW WITH FEATHER FILLING.

**NOTES**

- AVAILABLE WITH ANY STITCHING OF THE COLLECTION.

**C11**  
50X50 / 20X20"



**C12**  
60X60 / 24X24"



**C13**  
70X70 / 28X28"



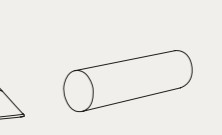
**C17**  
65X30 / 26X12"



**C98**  
50X50 / 20X20"



**RU2**  
Ø15X53 / Ø6X21"



**Z11**  
50X50 / 20X20"



**Z12**  
60X60 / 24X24"



**Z18**  
66X27 / 26X11"



# MY MO- DERN STYLE

## **HEADQUARTERS**

### **GAMMA ARREDAMENTI**

#### **INTERNATIONAL SPA**

VIA PITAGORA, 3

47121 FORLÌ (FC) - ITALIA

PH. +39 0543 708311

FAX +39 0543 701795

INFO@GAMMARR.IT

## **U.S.A.**

### **GAMMA INC.**

520 SOUTH HAMILTON STREET

HIGH POINT, NC 27260

PH. 336 886 8060

FAX 336 886 8059

INFOUSA@GAMMARR.IT

WWW.GAMMARR.IT

ART DIRECTION / GRAFICA: E-LEVA (NICOLA SANCISI)

3D VISUALISATION: AMATI BACCIARDI / BIEFFE RENDERING

POSTPRODUCTION: ANNAMARIA FERRETTI

PHOTO STILL-LIFE: EOLO RADONI

PREPRESS: COLORLINE SNC

PRINT: BIEFFE SPA







GAMMA

MADE IN ITALY